

21ST CENTURY CAMPUS MASTERPLAN-YEAR 2050

FOR

GREAT FALLS HIGH SCHOOL



Prepared by Darrell A. Swanson for the citizens Great Falls and for the students of Great Falls High School as an optional solution to the masterplan proposed by the GFPS School District.

Darrell attended Longfellow School, Lincoln School, East Junior High School, GFHS (1965) and Montana State University (Masters in Architecture-1973).

September 1, 2016 © Copyright



21ST CENTURY CAMPUS MASTERPLAN-YEAR 2050 FOR GREAT FALLS HIGH SCHOOL



LOOKING EAST

✓ HERITAGE at GFHS is PRESERVED and ENHANCED!!!

21ST CENTURY CAMPUS MASTERPLAN-YEAR 2050 FOR GREAT FALLS HIGH SCHOOL




LOOKING EAST



- A phased approach for physical expansion of the campus over the next 35 years and beyond.
- The first phase could be a combination of infrastructure upgrades along with a build plan of any combination of new spaces that link to future expansion.
- Future growth is anticipated and masterplanned. Spaces and structures are carefully located for logical expansion..
- Articulate Brick/Masonry is the predominate exterior material for new structures and historic type gridded windows tie the campus together.
- Offers many opportunities for hands on student fund raising and learning experiences that are directly related to their educational interests. These include the numerous flag icons, thundering herd sculpture, Missouri boulder archway, and all student stair. They will continue the GFHS Heritage.

21ST CENTURY CAMPUS MASTERPLAN-YEAR 2050 FOR GREAT FALLS HIGH SCHOOL

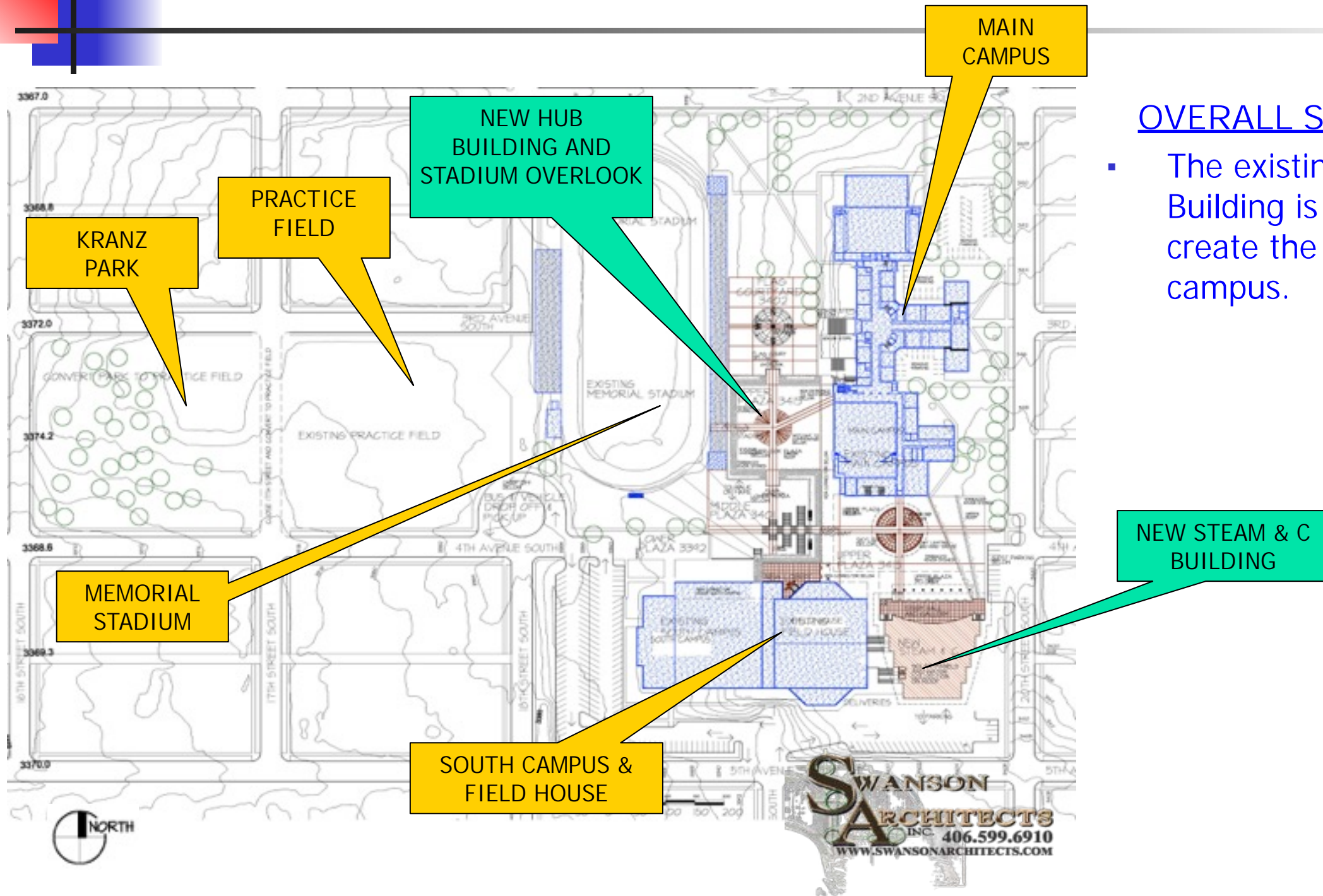


LOOKING EAST

- The new all student stair is under the Thundering Buffalo Herd archway built with boulders from the Missouri River.



21ST CENTURY CAMPUS MASTERPLAN-YEAR 2050 FOR GREAT FALLS HIGH SCHOOL



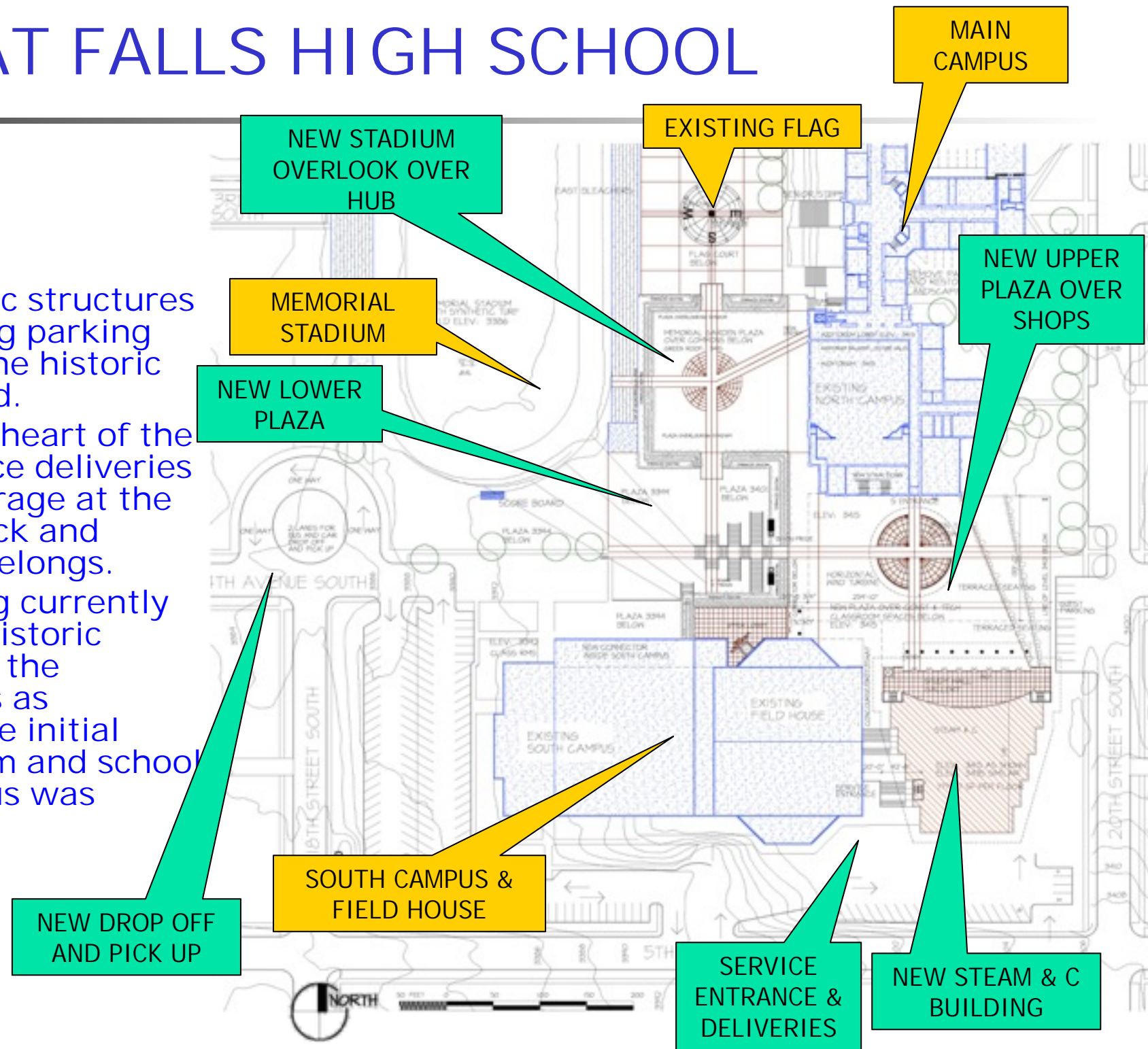
OVERALL SITE PLAN

- The existing IA Building is removed to create the heart of the campus.

21ST CENTURY CAMPUS MASTERPLAN-YEAR 2050 FOR GREAT FALLS HIGH SCHOOL

OVERALL SITE PLAN

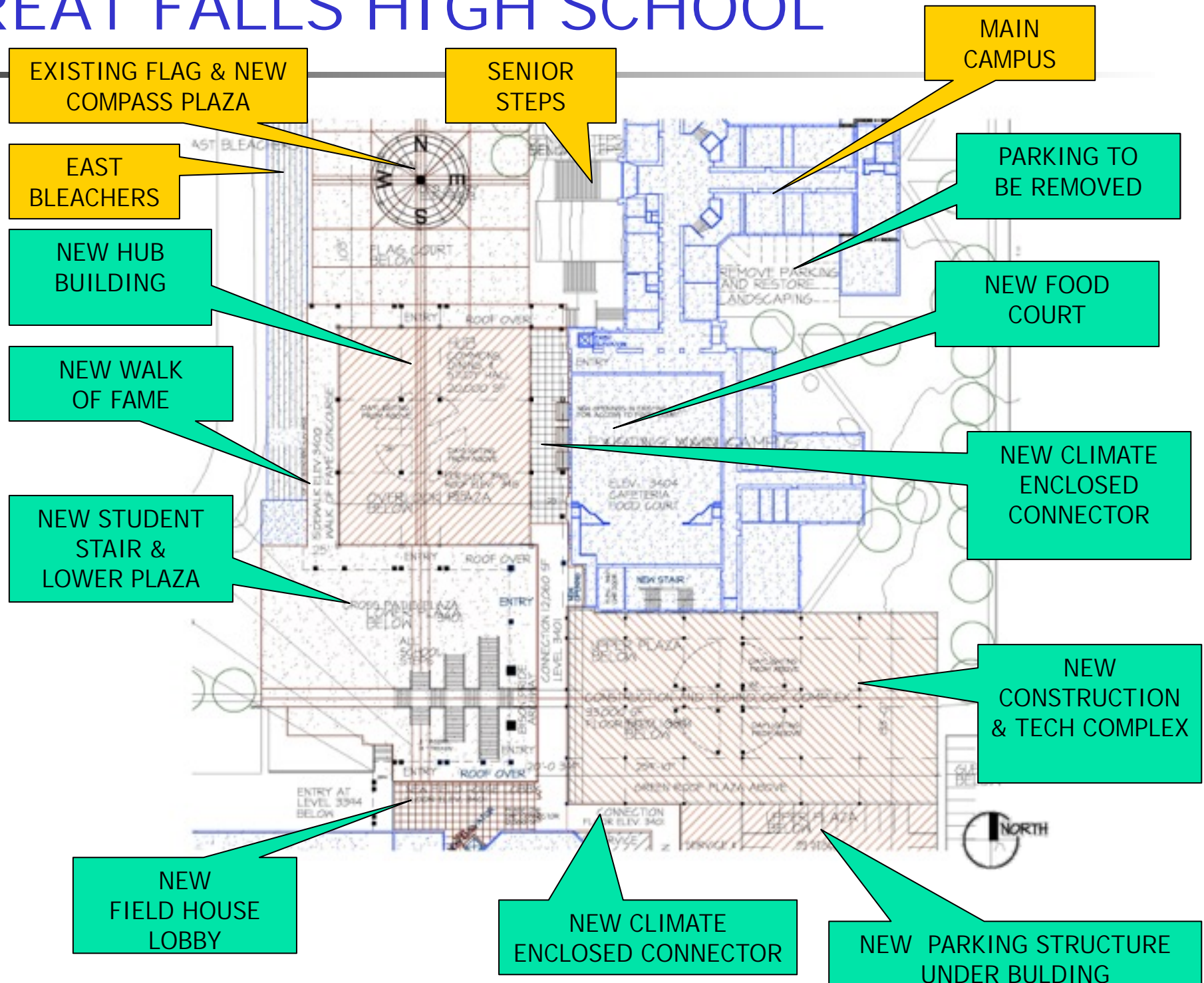
- Reduces traffic at historic structures and campus by relocating parking and bus drop to where the historic HERITAGE is not affected.
- Enhances the functional heart of the campus by placing service deliveries and screened secure storage at the perimeter and keeps truck and service traffic where it belongs.
- Removes surface parking currently at the perimeter of the historic structures and upgrades the landscape at those areas as originally intended by the initial architectural design team and school board when Main Campus was constructed during 1930



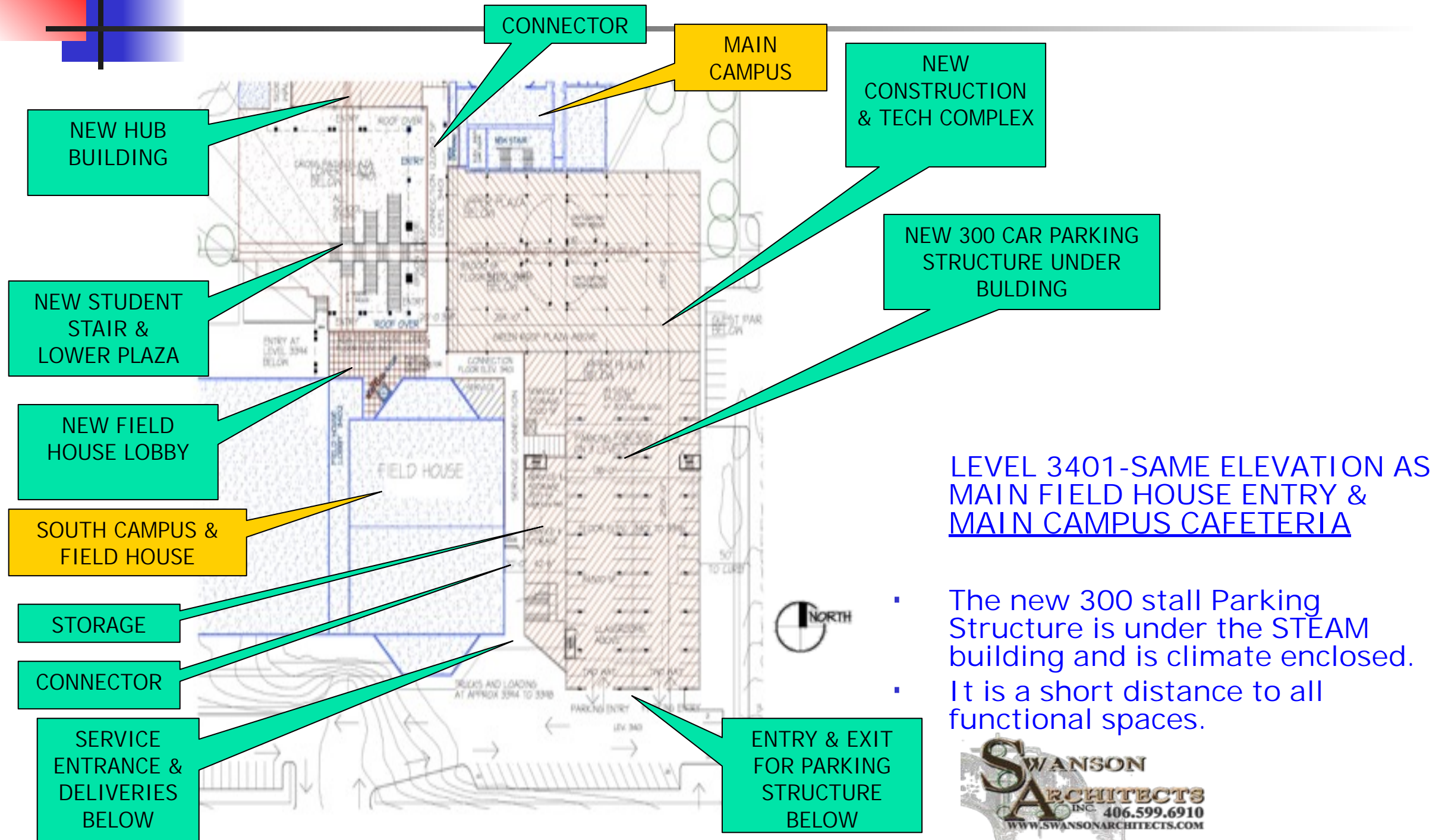
21ST CENTURY CAMPUS MASTERPLAN-YEAR 2050 FOR GREAT FALLS HIGH SCHOOL

LEVEL 3401-SAME
ELEVATION AS MAIN
FIELD HOUSE ENTRY &
MAIN CAMPUS CAFETERIA

- The centrally placed HUB facility is a multipurpose space that facilitates many academic uses and provides food service to the campus and Memorial Stadium from the upgraded kitchen and new food court in the main campus.
- Strategically places climate enclosed Campus Connector reduces steps to and from all functional spaces, handicapped parking, and common areas.
- Celebrates the many successes by GFHS alumni with the new Walk of Fame placed between the HUB and Memorial Stadium.



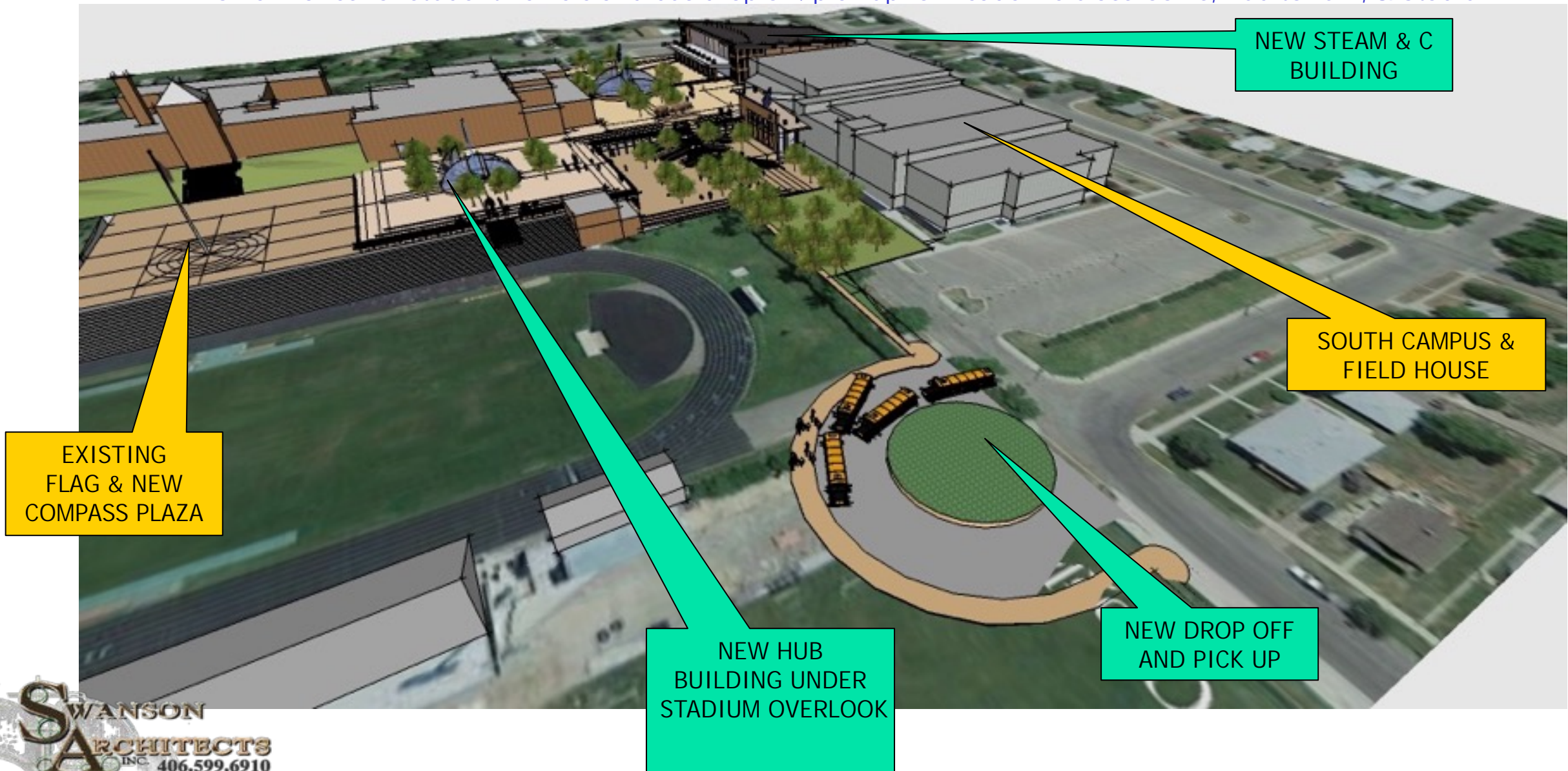
21ST CENTURY CAMPUS MASTERPLAN-YEAR 2050 FOR GREAT FALLS HIGH SCHOOL



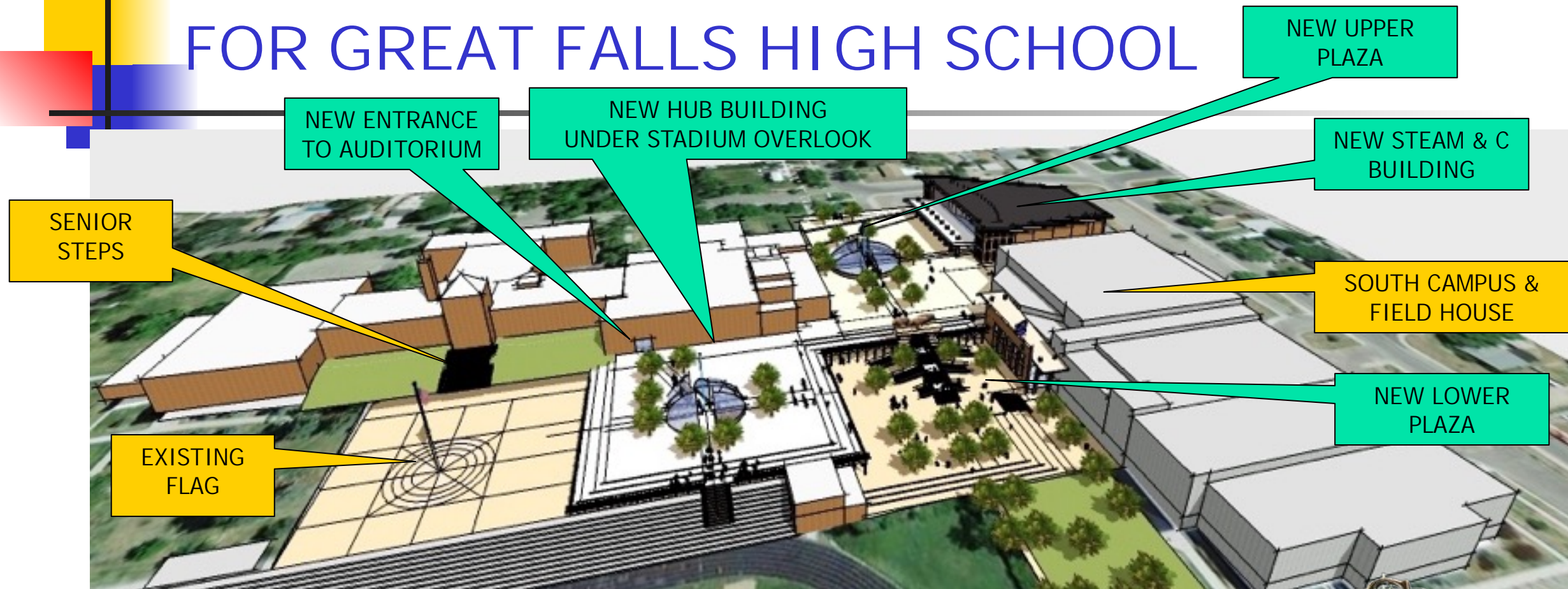
21ST CENTURY CAMPUS MASTERPLAN-YEAR 2050 FOR GREAT FALLS HIGH SCHOOL

LOOKING EAST

Two new lanes for student vehicle and bus drop off/pick up for Academic Classrooms, Auditorium, & Stadium.



21ST CENTURY CAMPUS MASTERPLAN-YEAR 2050 FOR GREAT FALLS HIGH SCHOOL



LOOKING EAST

- Minimizes physical connection to the historic structures to preserve their creative architectural HERITAGE, celebrates the sporting and academic successes of alumni with a Walk of Fame along the east facade of Memorial Stadium, and has the Commons/Hub/Dining located where it can centrally service the stadium and all academic spaces.
- Places sunlit outdoor plazas that physically and visually tie together the Flag Courtyard, Senior Stair, East Entrances to Memorial Stadium, and the Main Entrance to the Fieldhouse.
- The roof of the HUB facility is at the same elevation as the first floor of the main campus building. It provides direct access to the Auditorium through the new lobby door and the upper level of the Memorial Stadium bleachers. The plaza at this location overlooks the stadium field, flag court, and all campus structures
- The new plaza above the HUB ins connected to the upper level plaza between Main Campus and STEAM & C building.



21ST CENTURY CAMPUS MASTERPLAN-YEAR 2050 FOR GREAT FALLS HIGH SCHOOL


- The HUB, multipurpose space, & shops are day lighted by truncated domes.
- The new upper level connector links the South Campus.

NEW INSIDE CONNECTOR
THROUGH SOUTH CAMPUS


LOOKING SOUTHWEST

NEW TRUNCATED
DOME OVER HUB

NEW TRUNCATED
DOME OVER
SHOPS



21ST CENTURY CAMPUS MASTERPLAN-YEAR 2050 FOR GREAT FALLS HIGH SCHOOL

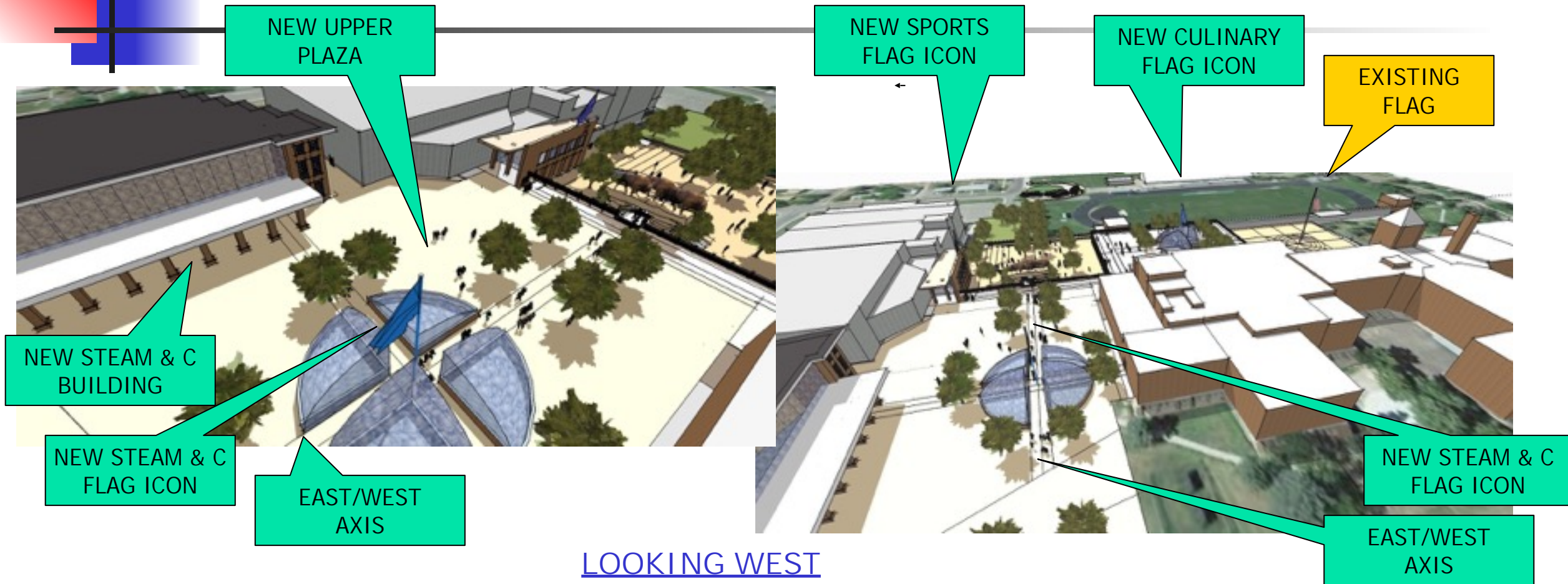


LOOKING WEST

- Maintains and respects the natural east/west axis along the 4th Avenue sidewalk boulevards.
- Removes surface parking currently at the perimeter of the historic structures and upgrades the landscape at those areas as originally intended by the initial architectural design team and school board when Main Campus was constructed during 1930.



21ST CENTURY CAMPUS MASTERPLAN-YEAR 2050 FOR GREAT FALLS HIGH SCHOOL



- Maintains the natural north/south axis that starts at the existing flag by the senior stair and ends at a new icon placed on the roof of the new Field House entrance lobbies
- Respects the natural east/west axis along the 4th Avenue sidewalk boulevards.
- Removes surface parking currently at the perimeter of the historic structures and upgrades the landscape at those areas as originally intended by the initial architectural design team and school board when Main Campus was constructed during 1930.

21ST CENTURY CAMPUS MASTERPLAN-YEAR 2050 FOR GREAT FALLS HIGH SCHOOL

LOOKING SOUTH

- Maintains and respects the natural north/south axis that starts at the existing flag by the senior stair and ends at a new Heritage icon placed on the roof of the new Field House entrance lobbies.
- The Heritage icons are opportunities for students to learn and build.

NEW UPPER PLAZA

EXISTING FLAG

NEW SPORTS FLAG ICON

NEW CULINARY FLAG ICON

NORTH/SOUTH AXIS

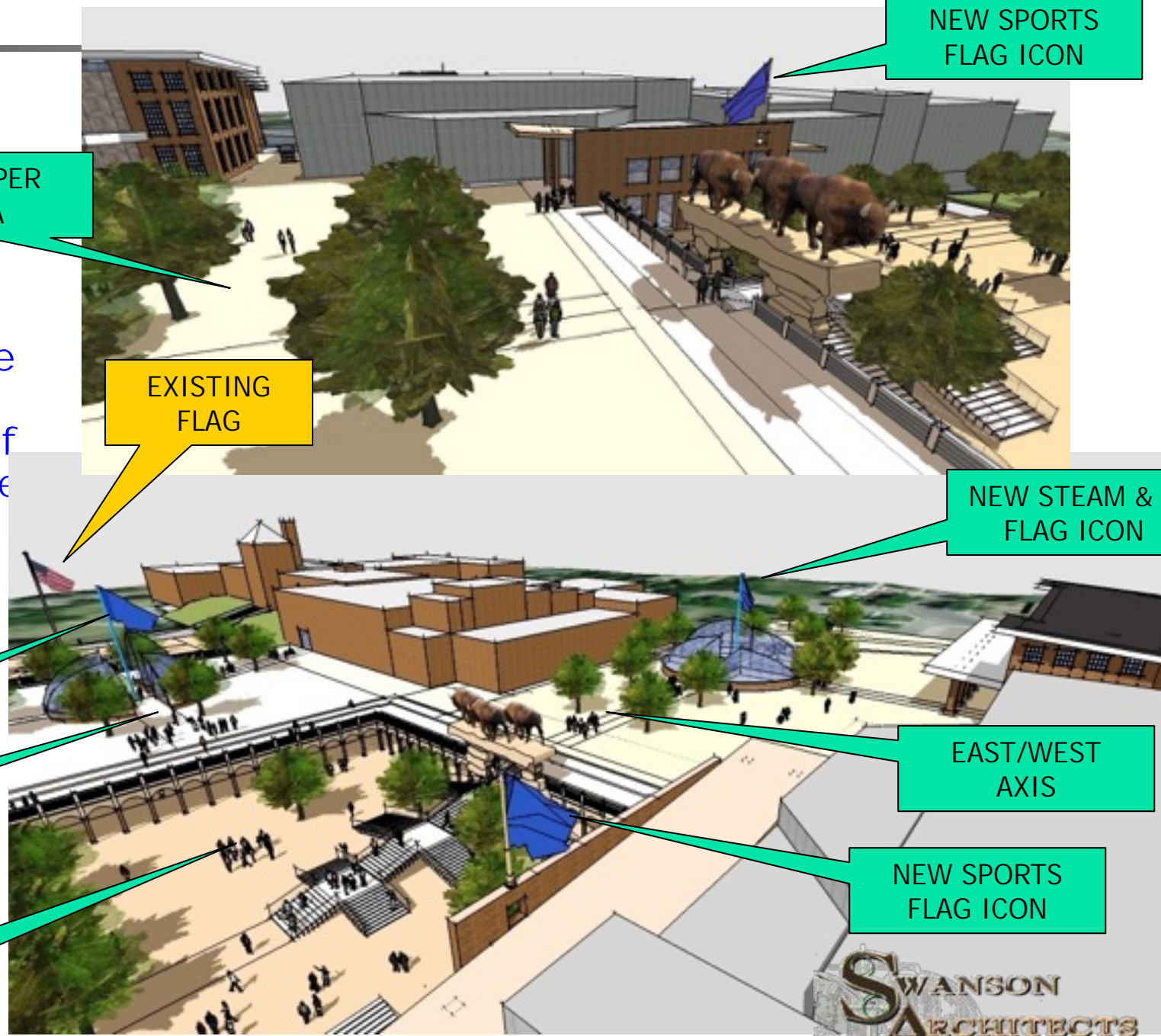
NEW LOWER PLAZA

NEW STEAM & C FLAG ICON

EAST/WEST AXIS

NEW SPORTS FLAG ICON

LOOKING NORTHEAST



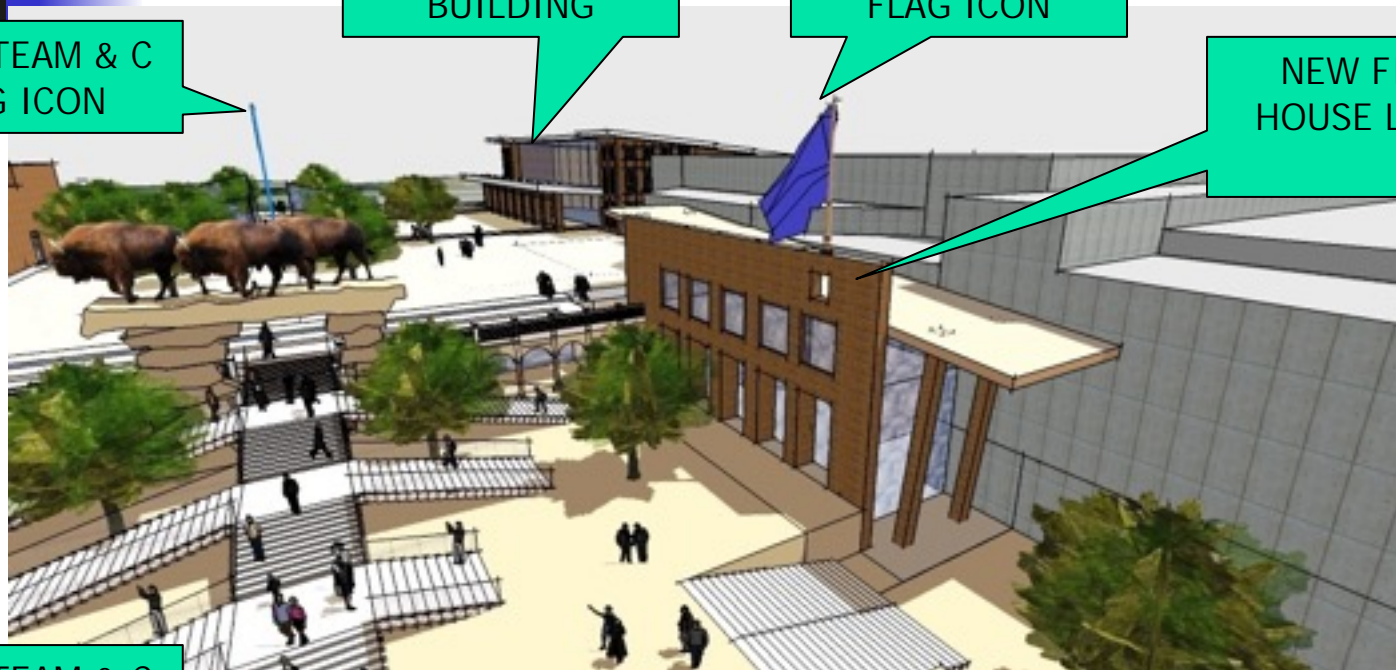
21ST CENTURY CAMPUS MASTERPLAN-YEAR 2050 FOR GREAT FALLS HIGH SCHOOL

NEW STEAM & C
BUILDING

NEW SPORTS
FLAG ICON

NEW FIELD
HOUSE LOBBY

NEW STEAM & C
FLAG ICON



LOOKING EAST

- The new Field House Lobby ties the three levels of the South Campus together with the new enclosed connector and The new indoor connector through South Campus Building. It has an elevator and connecting stair.
- The shops are day lighted by truncated domes.

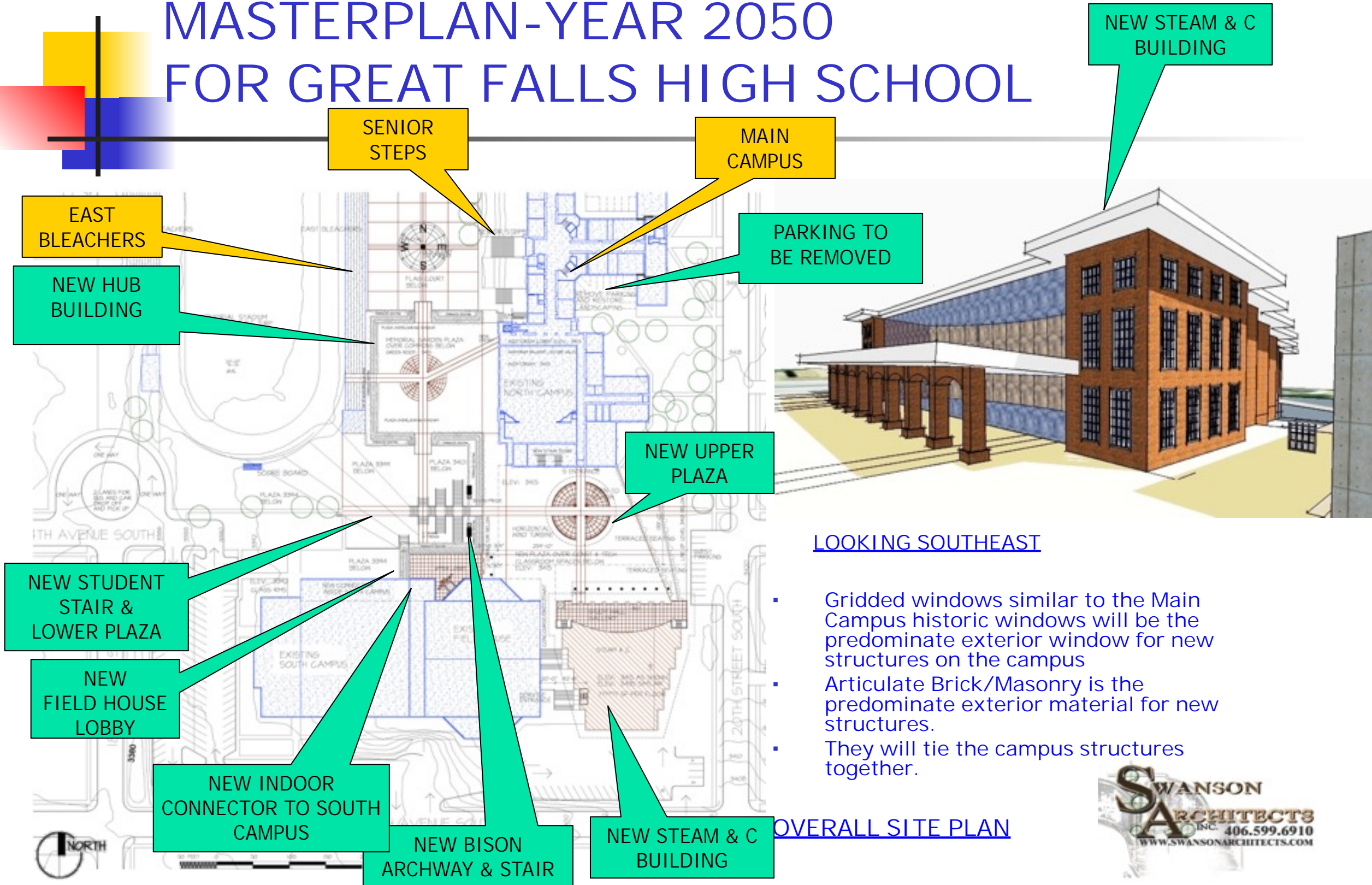
NEW STEAM & C
FLAG ICON

NEW TRUNCATED
DOME OVER
SHOPS

NEW STEAM & C
BUILDING



21ST CENTURY CAMPUS MASTERPLAN-YEAR 2050 FOR GREAT FALLS HIGH SCHOOL



- Gridded windows similar to the Main Campus historic windows will be the predominate exterior window for new structures on the campus
- Articulate Brick/Masonry is the predominate exterior material for new structures.
- They will tie the campus structures together.



NEW ALLSTUDENT
STAIR &
LOWER PLAZA

NEW UPPER
PLAZA

NEW
FIELD HOUSE
LOBBY

NEW
TRUNCATED
DOME

EXISTING
FLAG
BELOW

SENIOR STEPS

MAIN
CAMPUS

LOOKING EAST

- The new central student stairway is at the paths that intersect the heart of the campus.
- The stair is under a Thundering Buffalo Herd archway built with boulders from the Missouri River.
- It will be the landmark for students to meet and gather.
- The arched stairway and adjoining plazas will hold the entire student population for Great Falls High School HERITAGE photographs each year.

NEW STADIUM OVERLOOK

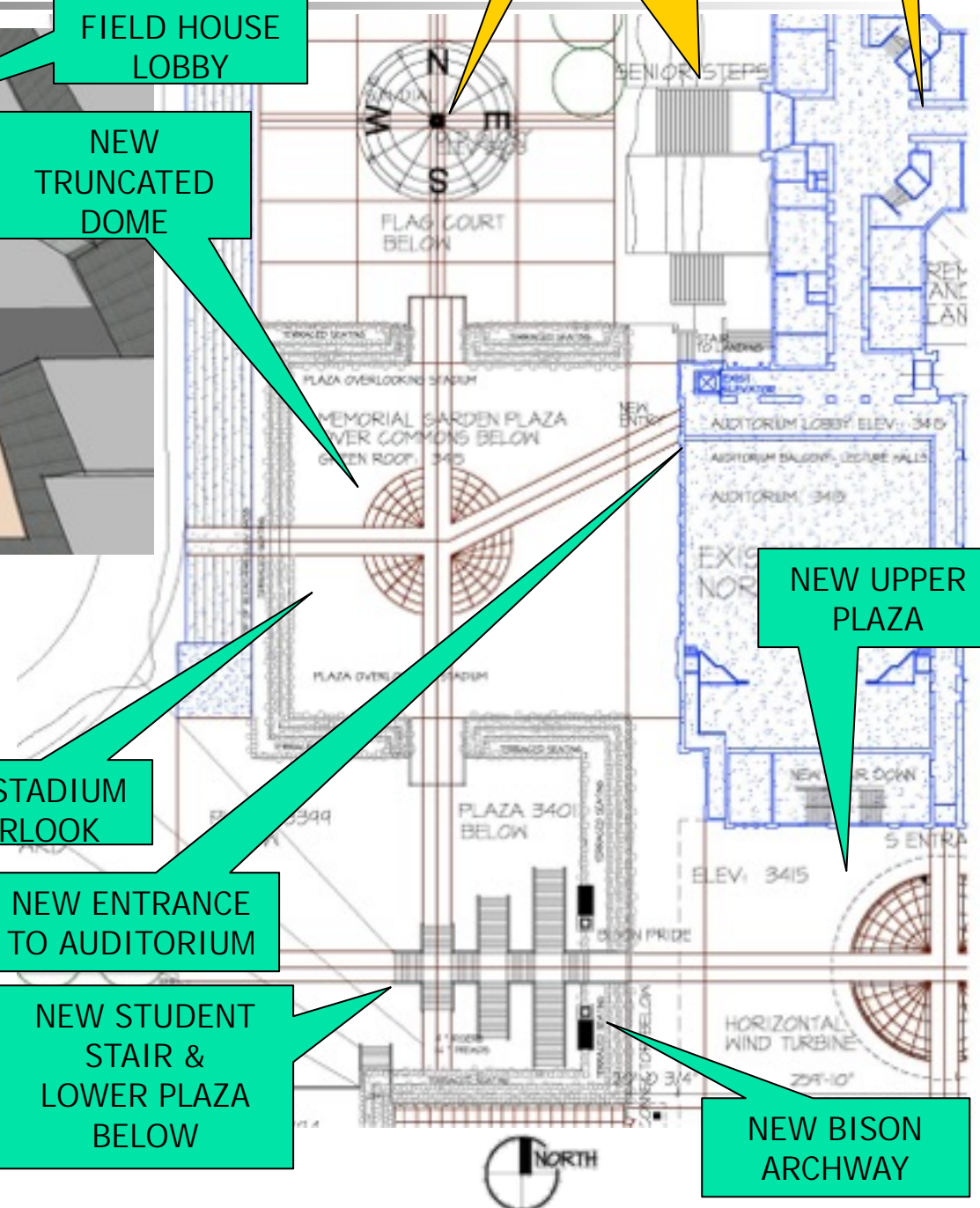
NEW ENTRANCE
TO AUDITORIUM

NEW STUDENT
STAIR &
LOWER PLAZA
BELOW

NEW UPPER
PLAZA

NEW BISON
ARCHWAY

LEVEL 3415-SAME ELEVATION
AS MAIN FLOOR OF MAIN CAMPUS



21ST CENTURY CAMPUS MASTERPLAN-YEAR 2050 FOR GREAT FALLS HIGH SCHOOL

STUDY HALL
LOBBY

GUEST
PARKING

LEVEL 3415-SAME ELEVATION
AS MAIN FLOOR OF MAIN
CAMPUS

- Conveniently and centrally locates The Science Technology, Engineering, Arts, Math, and Construction building where the existing senior parking lot is located.
- The STEAM & C Study Lobby overlooks the Upper Plaza.
- It links to the climate enclosed Connector below.

MAIN
CAMPUS

NEW BISON
ARCHWAY & STAIR

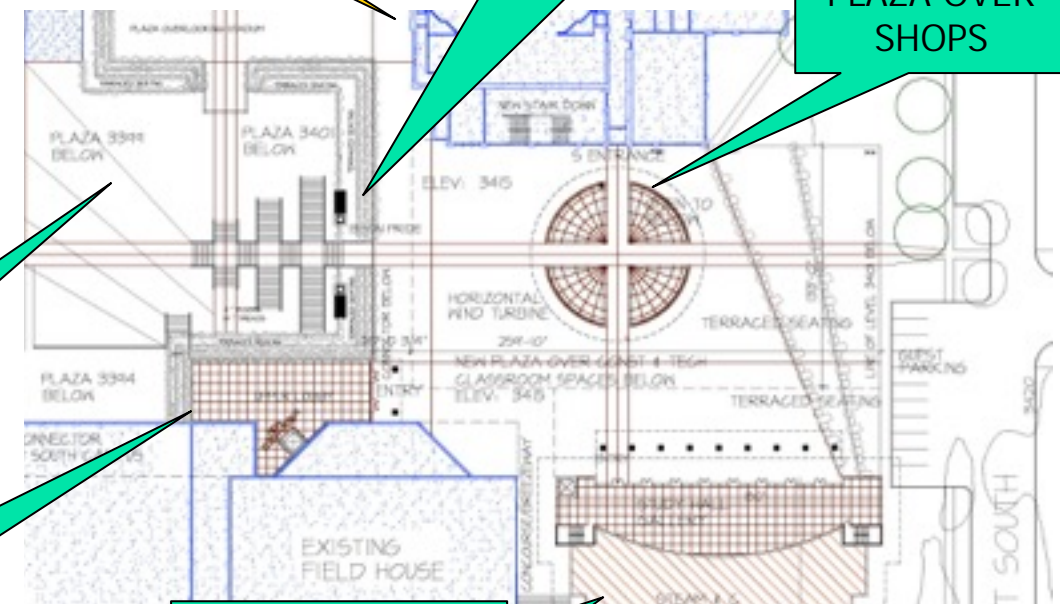
NEW UPPER
PLAZA OVER
SHOPS

NEW STUDENT
STAIR &
LOWER PLAZA
BELOW

MAIN FLOOR
NEW STEAM & C
BUILDING

NEW
FIELD HOUSE
LOBBY

MAIN FLOOR
NEW STEAM & C
BUILDING



21ST CENTUR CAMPUS MASTERPLAN-YEAR 2050 FOR GREAT FALLS HIGH SCHOOL

NEW TRUNCATED
DOME OVER SHOPS BELOW

MAIN
CAMPUS

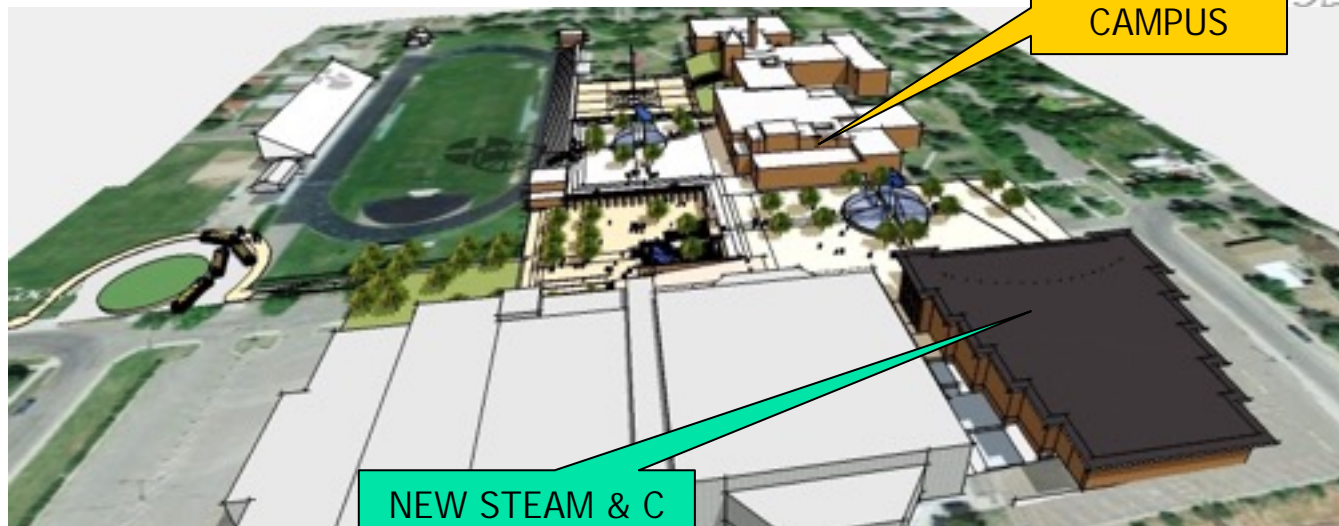
NEW UPPER
PLAZA BELOW

GUEST
PARKING
BELOW

LEVEL 3430-SAME ELEVATION AS 2ND FLOOR
OF MAIN CAMPUS

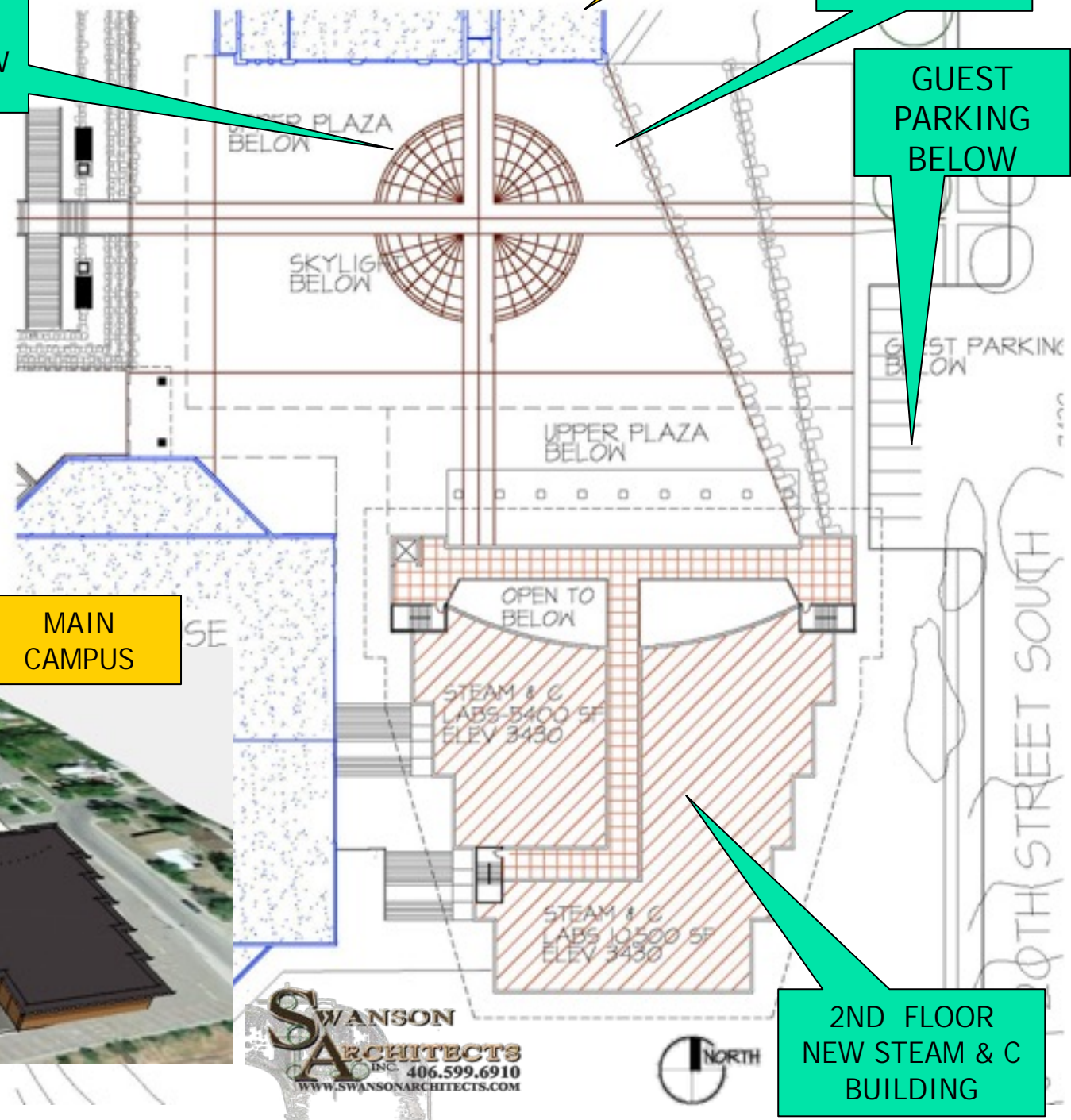
- The STEAM & C building is shaped by energy saving concepts.
- The design integrates sustainable and energy efficiency solutions
- The masterplan incorporates energy consumption goals to minimize use of all precious resources by earth sheltering, green roofs, passive solar energy, thermal heating, and wind energy.

LOOKING NORTH



MAIN
CAMPUS

NEW STEAM & C
BUILDING



SWANSON
ARCHITECTS
INC. 406.599.6910
WWW.SWANSONARCHITECTS.COM



2ND FLOOR
NEW STEAM & C
BUILDING